

Aktiounen vum Ministère fir Ëmwelt, Klima a Biodiversitéit mat de Gemengen, der Chambre des Métiers an der Chambre de Commerce

SDK RESSOURCEN
INNOVATIUN
NOHALTEGKEET
CIRCULAR ECONOMY
SuperDrecksKëscht®



SDK fir Bierger - from waste management to Sustainable Consumption

Information at :
sdk.lu

Contact :
info@sdk.lu

SDK - climate protection in practice



Waste products - Information for prevention, collection and recycling

Glossary - Definitions

Meantime, each of us is aware that humanity does not have unlimited resources. As the realization prevails that we should no longer throw away the products we use in everyday life but to recycle them, so should we change the corresponding words and terms. In the following, therefore, a small dictionary of „new“ terms adjusted to the value of waste. This also applies to problem products.



Waste product

We do not consume waste, but products. Therefore, the SuperDrecksKëscht® avoids the term ‚waste‘, but rather speaks of ‚products‘ or ‚old products‘.

Circular Economy

Circular Economy. Old products should be recycled as far as no waste is actually produced. The components of the waste products are reused as much as possible in the production of new products.

Ecodesign

Before products are made, a product design takes place, a plan of how the product is designed and assembled. Ecodesign is based on the principles of sustainability. The aim is to achieve the greatest possible benefit with a minimum of environmental impact and under socially fair conditions by using intelligently available resources.

Conditioning of waste products

Safe packaging and transport preparation. This term is used in particular for problematic waste products.

Product streams / product flow management

Term for the ‚flow‘ of products and components of products in the context of circuits or lines of the production through, the use up to the recovery and reuse.

Product receivers

This term is neutral for the company, which on treats the waste products, i.e. recycled at best, unless impossible otherwise treated in an environmentally friendly way respectively disposed.

Resources potential

Evaluation method for the efficiency of recycling processes / reverse production. With the help of a cake graphic, it is possible to clearly illustrate for each waste product what is available as raw material after recycling. The bigger the green part - this one stands for new raw materials - the better (see the following page).

Reverse production

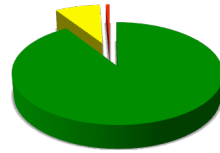
Optimal use of waste products. Same as new products are made from raw materials, used products are ‚back-produced‘ so that new raw materials are created.

Reverse consumption

Consumption is the supply of the necessary consumer goods (‚shopping‘). Reverse consumption is the mirror image of taking back these goods in the same pattern as consumption. Therefore, the SuperDrecksKëscht® has also introduced the new term ‚Reverse consumption center‘ instead of ‚recycling center‘.

Resources potential

The innovative calculation tool in the circular economy



Example Toner cartridges, ink cartridges




1

Consumption: we consume goods and products daily. These should be recycled after use.



2

When **reverse-consumption** (as a reflection of the consumption), the clean collection and separation of waste products is very important. Only then the full **resources potential** can be used.



3

The **resources potential** is an evaluation method for the efficiency of **recycling processes / reverse production**. With the help of a graphic each waste product is clearly represented, to show the available raw material after recycling. The bigger the green part the better.



6

New production: The cycle is closed. From the recovered raw materials, new goods are produced.



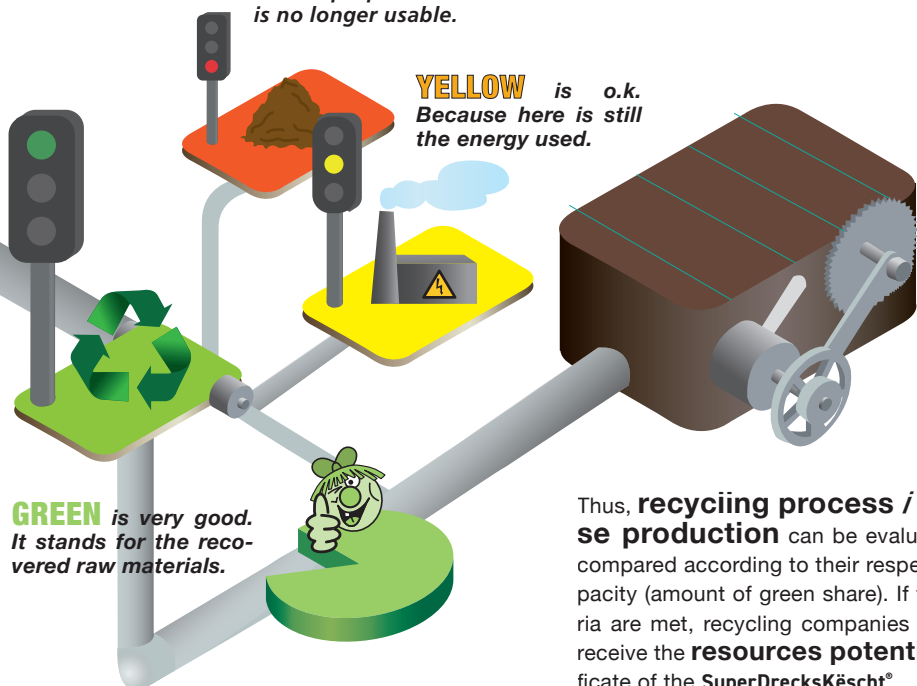
RED is unsatisfying. It's the proportion that is no longer usable.

YELLOW is o.k. Because here is still the energy used.

5

The **resources potential** stands for the recovered raw materials which contains the product, because used products are raw material suppliers. The resources potential calculation is based exclusively on what actually arises at the end of the **recycling process / reverse production** of new raw materials.

GREEN is very good. It stands for the recovered raw materials.



Thus, **recycling process / reverse production** can be evaluated and compared according to their respective capacity (amount of green share). If the criteria are met, recycling companies can then receive the **resources potential**-certificate of the **SuperDrecksKëscht**®.

4

Safety and the future - Citizens, communities and SuperDrecksKëscht® together for sustainable consumption



Save collection of dangerous products and prevention advisory services – both go together.

The SuperDrecksKëscht® fir Bierger, is a campagne by the Ministry of the Environment, Climate and Biodiversity with the municipalities, represents an important player in today's waste management in Luxembourg. Its task is to work for the prevention and the reduction as well as for the recycling and the disposal of dangerous products generated in the households. This service is free for all the citizens.

Prevention and reduction of waste

The best waste is the waste that is not even generated. We do not consume waste, so we have no waste, but old products with specific properties.

An important means to achieve a reduction in waste containing dangerous products consists in providing accurate information and awareness to citizens about the possibilities to prevent this type of waste as well as regarding the dangers and the impact on the environment of the various dangerous products. To achieve this goal, the **SuperDrecksKëscht® fir Bierger** works closely with communities and other stakeholders, such as the producer systems **ecotrel asbl** and **ecobatterien asbl** or EBL (Emweltberodung Lëtzebuerg).

Within the frame of a modern management of the flows of products, the **SuperDrecksKëscht® fir Bierger** is increasingly working together with commercial, handicraft and industrial companies in order to find and promote the introduction of alternative solutions. With the campaign 'Shop green' (**Clever akafen**), ecologic and long-term products are available in the shops and are marked with the label 'Shop green' (**Clever akafen**).



The resources potential - Recycling and disposal

The safe and environment friendly collection and processing of dangerous products is the second most important task of the **SuperDrecksKëscht® fir Bierger**.

In the collection centres, all materials collected by the citizens are sorted according to various product groups taking into account the elements they contain. The sorted materials are then packed in special appropriate containers. Subsequently, the various product groups are packaged in the logistic centre of Colmar-Berg for further processing and dispatch to the waste recipient. The largest part of the materials will undergo a recycling process, which allows important raw materials to get back into the product circuit (Circular Economy). In such cases where a recycling due to the composition or the characteristics of the material is not possible, products are disposed of in an environment correct way (resources potential) – in most of such cases this means that the products are treated in a high temperature incineration site.



Prevention and reduction of waste - How to behave clever !



Competent advice for clever consumption and reverse consumption

Everyone of us can contribute, without too much effort, to a more responsible use of the environment, raw materials and energy. In order to support you and give you hints to do so, the **SuperDrecksKëscht®** have compiled tips with regard to all product groups, indicating how to avoid problematic products or how you can reduce their quantity as well as how you can handle them safely.

- Pay attention to the products marked with the label 'Shop green' (**Clever akafen**) when you go shopping. Thanks to the consumption of these products, you are contributing to the waste prevention and to the protection of the environment, of the climate and of the resources.
- Read the tips for waste prevention by the **SuperDrecksKëscht®** that are published in 'de Konsument' - the newsletter of the Luxembourg Association for Consumer Protection, in the daily newspaper, as well as those that are published in this brochure, in product information sheets and in the Internet. In these media you will regularly find most recent hints and tips on how you can be and act environment friendly in your daily life.
- Products with danger symbols or warning signs always contain products, which are dangerous for the environment. Thus, pay attention to the indications on the label or in the instruction for use and preferably use environment friendly alternatives.
- If products with dangerous substances are used in your household, try to collect such products in the original packaging as much as possible and seal them up tightly. For some products you can get special containers from the **SuperDrecksKëscht®**. This is the case for instance for syringes or frying oil.
- In no case should you mix various products. This can lead to dangerous chemical reactions. Furthermore, the recycling of unmixed waste is easier.
- Take your dangerous waste to a collection site of the **SuperDrecksKëscht® fir Bierger** or its partners (for instance. pharmacies for medication and syringes).
- If in exceptional cases, larger quantities are generated – for instance during renovation works or cleaning up cellars or attics – you can call us. We will provide further guidance.
- Do not hesitate to ask our personnel or call them. The advisors of the **SuperDrecksKëscht®** are happy to provide any further assistance you may need.

Information:

sdk.lu

Contact:

info@sdk.lu

The resources potential - also problems products can be recycled many times



Problematic products - a large part may be recycled.

Whether they are acids or brines, paint or lacquer remainders, solvents or glues, pesticides, medications or household cleaners, neon tubes or batteries, fire extinguishers or aerosols.... - many products, which we use in everyday life contain products that are dangerous for the environment, combustible, corrosive or toxic. If such products end on the household waste disposal site or in the incineration site, these products can penetrate into the air, the soil or ground water and harm the environment and our health.

A large part of the problematic products are also recycled

Many problematic products are packed in metallic or plastic containers. Especially these package materials are almost 100 % recycled. Thanks to this, the metal in particular may be recycled, i.e. melted down and reintroduced as secondary raw material in the economic circuit. A large part of the plastic may be thermally recycled, i.e. as substitute fuel or used for targeted energy production.

In the meantime, a number of product recipients for problem products have been awarded the Resources Potential Certificate for the best possible recovery / reverse production. More information at www.resources-potential.com.

Only the actual dangerous products should be legally disposed off, this means in general an incineration under high temperature. The high temperature incineration site ensure that the dangerous products are destructed and do not get in contact with the environment any more.



Pay attention to the danger signs !

Containers with dangerous products are easily identified by symbols for dangerous products.

Attention! Please be aware that also products without danger symbols as well as „bio“ or „eco“ products can generate dangers for health if the necessary safety measures are not complied with. Please watch the indications on the instructions for use or on the label!

Key to sustainability - the campaign Shop Green



Paint and lacquer- Rechargeable batteries and accessories - Ecologic detergents - Low-energy and durable lighting equipment - School and office material - Rinse-off products - Hygiene paper products


With the campaign ‚Shop green‘ (Clever akafen) the SuperDrecksKëscht® would like to increase the visibility of ecologic products in the shops and help consumers make environmentally correct choices. For this purpose, supermarkets and retailers will mark these products with the label ‚Clever akafen‘.

The products will be selected on the basis of the following general criteria:

- Environmentally correct packaging which can be recycled (material recovery)
- Content with no or low levels of dangerous substances
- Long lasting product with a low energy consumption at use
- Easy recycling of the product after use, such as for energy production.

‚Shop green‘ is a smart and sustainable alternative, which also saves money !

For more information, please visit the website www.shop-green.lu



Information:

sdk.lu

Contact:

info@sdk.lu

Overview of products

with tips for prevention and reduction
and tips for your safety

Aerosol cans and foam cans



➔ Aerosols: for example cockpit sprays, deodorants, hair spray, impregnation sprays, insect sprays, lacquer sprays, chain sprays for bicycles, room sprays, shaving foam, styling foam,

whipped cream spray

➔ Foam for building purposes (PUR respectively PU [polyurethane] foam)

Prevention and reduction of waste - our tips

- For most of the products, there can be found alternatives to sprays: deo roller, shaving soap, liquid products or refill pumps.
- Avoid using superfluous products as room

Information about the resources potential under www.resources-potential.com

sprays, whipped cream in aerosol cans etc.

- "Empty" spray cans still contain remainders of their content and thus do not belong to the house-hold waste.

Safety - our tips

- Beware of impregnating sprays and plant treatment products: Use only outdoors or with good ventilation.
- Observe the safety instructions on the labels.

Batteries and accumulators



➔ Dry batteries : zinc-carbon, alkali- manganese and lithium batteries, quicksilver button cells

➔ Rechargeable dry

batteries : Nickel-cadmium batteries, Nickel-metal hydride batteries

➔ Liquid batteries: car batteries containing acid (lead accumulators) and emergency batteries containing lye (Ni-Cd accumulators)

Prevention and reduction of waste - our tips

- Pay attention to the label 'Shop green' !
- Avoid buying products as post cards with sound, blinking pins.
- If possible, use appliances without batteries for instance, appliances with solar cells or which can be connected to the power supply.
- If you need batteries, preferably use rechargeable Ni Mh accumulators or at least batteries, which do not contain quicksilver.

- Use the collection structure put at the disposal by retailers for used batteries..
- Regular maintenance and cleaning extends the lifetime of lead batteries.

Safety - our tips

- Lithium batteries from laptops, tools, etc., even if they no longer work, have a high energy content. Please give them separately.

ecobatterien
association sans but lucratif

Information about the resources potential under www.resources-potential.com

- Use alternative products for isolating the roof against humidity. Alternatives can be oiled or waxed papers or more environment friendly plastic films made of PE/PP.

Bitumen mixtures and products containing tar



➔ Bitumen, tar
➔ Railway sleepers
➔ Roofing felt, bitumen shingle

➔ PCB-containing liquids

Prevention and reduction of waste - our tips

- Be careful while handling products containing bitumen.

Chemicals



➔ Toxic, irritating, inflammable or oxidizing substances for instance of experimental or chemical sets

➔ Chemicals for special uses as disinfecting products, soldering substances (hard and soft soldering substances, liquid), anti-rust agents

➔ Brines, ammoniac, caustic alkali (calium hydroxide, kali brine), caustic chalk (burned chalk), caustic sodium (sodium hydroxide), paint remover

➔ Acids, for example, formic acid, citric acid, vinegar acid, oxalic acid, phosphor acid, saltpeter acid, sodium acid, sulfuric acid,

Prevention and reduction of waste - our tips

- Use as less chemicals as possible.
- Collect information about substitution products, which are not dangerous or alternative methods.

Safety - our tips

- Only use chemicals if you know exactly how to handle them or ask professionals for advice.
- Comply with the danger signs and safety instructions.

- Leave unused chemical remainders in the original containers. All containers should bear clear indications.
- Never mix unused chemical remainders. This can lead to uncontrolled dangerous reactions.
- Never pour water into acids!
- Be careful when handling concentrated acids and brines. Use appropriate protection gloves and if possible eye protection. In case of contact with the eyes or the skin, the area should be washed off with a lot of water. In case of eye injuries, a doctor should be asked for appropriate treatment.

Cleaners



➔ Neutral cleaners: universal cleaners, wax, disinfection products, glass cleaners, floor cleaners, scouring agents, silver cleaners, dishwashing products, carpet cleaners

➔ Basic cleaners: for example pipe cleaners, cleaners for oven and grills, bleaching products (Eau de Javel), tube cleaners, salmiac cleaners, sanitary cleaners, soda

➔ Acid cleaners: for example WC cleaners, ice vinegar, vinegar essence, rust remover

Prevention and reduction of waste - our tips

- Pay attention to the label 'Shop green' !

- Use products with substances that are easily biodegradable, for example soft soap, acid cleaners with vinegar or lemon. Indications can be found on the label.
- Use low quantities of cleaners and comply with usage indications. Too much cleaning substance will not improve the result and represent an unnecessary harm to the environment.
- Refrain from using aggressive special cleaners. The cleaning effect can also be obtained by using brushes and similar tools.
- If possible do not use highly basic special cleaners. Most of the time, universal cleaners, dishwashing products or alcohol cleaners are strong enough.

- Unclog pipes with manual tools.
- Disinfection substances are unnecessary for normal cleaning purposes. They should only be used in exceptional cases (contamination risks).

Safety - our tips

- Never use cleaners containing chlorine together with acid cleaners, for example sanitary cleaners with chlorine and acid WC cleaners. This can generate highly toxic chlorine gas.
- Never mix various cleaners and never use different cleaners simultaneously. This can lead to dangerous reactions.

Overview of products

with tips for prevention and reduction and tips for your safety

Cooking oils and greases



➔ Cooking oils and greases in liquid and solid form: vegetable oils (for example rapeseed oil, sunflower oil, olive oil), animal greases (for example butter, lard)

Prevention and reduction of waste - our tips

- Cooking greases and oils should not be let into the sewer but should be recycled. This is better for the used water supply and keeps pipes clean.
 - Sieve or filter the frying remainders after using the oil, it will help to keep it longer.
- Safety - our tips**
- Never use water to extinguish a frying oil fire but use an appropriate means for instance

Information about the resources potential under www.resources-potential.com

a blanket.

- Collect the frying oils and greases in the special container available at the **SuperDrecksKëscht®**, which is put at your disposal for free at all the collection sites. In order to prevent the container from melting, the oil should not be warmer than 80° C.

Data supports and print media



➔ Ink cartridges containing an alcohol water color mixture

➔ Toner cartridges and toner powder

➔ Data support: magnet tapes (sound tapes, film tapes, music and video tapes, disks), CDs and DVDs

Prevention and reduction of waste - our tips

- Buy a printer that is adapted to your needs and has a low supply and energy consump-

Information about the resources potential under www.resources-potential.com

tion.

- Disks and CD that still function and do not contain personal data, as for instance movies, music or computer games are collected in the Second-Hand-Shops of the recycling sites !

Filters and absorbing material



➔ Filters: oil and diesel filter, heating oil filter

➔ Oil contaminated products, oil bonding agents, cleaning pads

➔ Paint contaminated products: paint soaked tissues, paint brushes, cover material (paper, films), etc.

Prevention and reduction of waste - our tips

- The absorption of materials can largely be

avoided by a careful way of working.

- Handle filters and absorbing materials with the same care as the products themselves.

Fire extinguishers and fire extinguishing powder



➔ Fire extinguishers: halon extinguisher, powder extinguisher, foam extinguisher, CO₂ extinguisher

Prevention and reduction of waste - our tips

- Avoid using halon extinguishers that are

dangerous for the environment! Please bring these devices to the **SuperDrecksKëscht®** collection sites.

Safety - our tips

- Do not expose fire extinguisher to direct sunlight, keep valves closed!
- Arrange for regular maintenance of your fire extinguishers. Inappropriately maintained

Information about the resources potential under www.resources-potential.com

appliances can explode upon usage due to corrosion damage if put under pressure in case of use.

- Never use water to extinguish burning grease or oil, this could lead to explosion!
- Gas extinguishers can get very cold during use, beware of the danger of freezing! Please use protective gloves, for example made out of leather.

Florescent lamps, bulbs and products containing mercury



➔ Lamps: bulbs, halogen lamps, LED lamps.

➔ Lamps containing mercury: florescent lamps ('neon tubes') in any form, low energy lamps, mercury damp lamps

➔ Products containing mercury: thermometer, barometer, quicksilver plugs, elementary quicksilver

Prevention and reduction of waste - our tips

- Pay attention to the label 'Shop green' !
- Bulbs and lamps of any type should not be put into the glass collection containers, as they are made of a different quality of glass and dangerous substances could be released.
- Retailers can provide you adequate information regarding the optimal and energy saving lighting.

Information about the resources potential under www.resources-potential.com

- Energy saving lamps, IRC halogen lamps and LED save energy and reduce electricity costs.
- If you still have quicksilver thermometers, you should bring these to the **SuperDrecksKëscht®** and buy a thermometer with alcohol or a digital appliance.

ecotrel
association sans but lucratif

Gas in containers under pressure



➔ Gas bottles under pressure: propane or butane gas bottles, which are not collected by the retailers

➔ Gas lighters

➔ Gas cartridges

Safety - our tips

- Only use gas bottles, which have undergone a technical control and carry a valid TÜV plate.
- Never expose gas bottles or gas cartridges to direct sunlight. They have to be stored in a well-ventilated location.
- Keep gas bottles, gas cartridges and light-

Information about the resources potential under www.resources-potential.com

ters outside the range of children.

- Avoid leaving gas lighters in your car, especially during summer, as they could explode due to strong sunlight.

Overview of products

with tips for prevention and reduction
and tips for your safety

Materials and products containing asbestos



brake linings with asbestos, sealing rings

➔ Asbestos in building materials: Eternit®, roof plates, isolation plates

➔ Asbestos in other products:

and washers with asbestos

Safety - our tips

- Be careful while handling products containing asbestos and try not to generate any dust, which could lead to breathing in asbestos fibers.
- Smaller parts made of asbestos cement can be packed in dustproof plastic bags. In

no case may be sawed, drilled or torn out, because with this inappropriate handling arises health-endangering dust.

- If you want to know if your storage heaters contain asbestos, you can call the **SuperDrecksKëscht®** to receive further information (Tel.: 488 216-213).

Medication, cosmetics and medical waste



cosmetics, bath products

➔ Medication (expired or still unused): dragees, lotions, medical sprays, powder, creams, liquids, pills, tinctures, drops

➔ Hygiene products,

➔ Used syringes and cannulas

Prevention and reduction of waste - our tips

- Buy packaging sizes, which you are very likely to consume entirely.
- Medication, which you no longer need, may be taken back by pharmacies for destruction.
- Do not use pills as your first option – many

small sicknesses can be treated by natural means or alternative healing means.

Safety - our tips

- Use the safety box, available for free at the pharmacies, to ensure safe collection of used syringes.

Packaging of dangerous products



➔ Containers of chemicals, cleaners, paint, lacquer and printing colors, solvents

➔ Containers of oils, grease and fuel

➔ Containers of pesticides and plant protection products

Prevention and reduction of waste - our tips

- Preferably use products containing low quantities of dangerous substances or

no such substances at all! Watch for the acknowledged environment signs, as for instance the "blue angle".

- Some products with low quantities of dangerous substances also come in powder form (for instance paint). This helps to avoid packaging.
- Always try to choose a package size adapted to your actual need. One large container will generate less waste than several small ones although you should not, due to price considerations, buy large quantities if you do not

Information about the resources potential under www.resources-potential.com

need them. This leaves the product unused in your cellar with the need to be disposed of at a later date.

Safety - our tips

- The following applies also to emptied packagings of dangerous substances. Store them tightly closed and keep the label on them.
- Store the emptied packages of dangerous substances in a way that they are not accessible to children.

Paint, lacquers and printing colors



Shop Green
SuperDrecksKëscht®

➔ Paint and lacquer: for example alkali lacquers, dispersion paint, varnish, liquid synthetic resin, glazing, impregnation

substances, synthetic resin lacquers, veneer, latex, natural resin lacquers, nitrogen

lacquers, oil paint

➔ Protection paint with antifungal and insecticide substances: anti-fouling paint, undercoating, wood protection paint

➔ Sealing compounds, glues, pencils with solvents (felt pen, lacquer pen, text markers, ink erasers)

➔ Polish and waxes

Prevention and reduction of waste - our tips

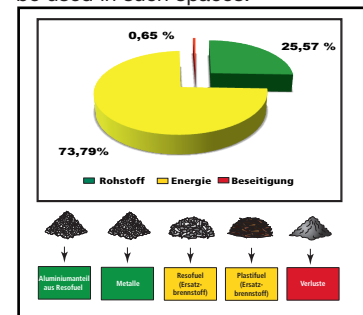
- Pay attention to the label 'Shop green'!
- Preferably use environment friendly products, for example paint and glues which are based on and contain only natural raw materials (plants and mineral paint, plant starch, gelatin).
- Only buy such quantities of these products as you actually need.
- Unused product remaining can be stored for longer time if the containers are tightly closed and put upside down.
- By using appropriate wood types and method of construction, the use of wood protection

Information about the resources potential under www.resources-potential.com

substances can be largely reduced.

Safety - our tips

- In interior spaces only use paint and wood protection coatings, which are authorized to be used in such spaces.



Pesticides and manure



Examples: products against ants, aerosols for roses, grains against snails, products against weed, products against voles, mothballs

➔ Manure: synthetic manure with mineral salts. This manure contains among others:

nitrogen, phosphor, calcium, magnesium or iron.

Prevention and reduction of waste - our tips

- Increase the resistance of plants. This means selecting the right place to grow them, use different types of plants and grow them together as appropriate. Apply natural methods as pulling out weeds, collecting pest or favoring beneficial animals.
- A wire screen on the window or a fly swatter help against flying insects.
- Take advice from specialist retailers or ecological institutions before using the "chemical hatch".

- Avoid using synthetic manure in the garden. Use compost instead in order to increase the supply of nutrient substances to plants.

Safety - our tips

- It is very important that you comply with the instructions for use, danger signs and safety recommendations while handling pesticides.
- Even organic means, made out of substances, which are naturally present in the environment, frequently contain elements, which are dangerous or toxic for human beings. They also need to be used with care!

Overview of products

with tips for prevention and reduction
and tips for your safety



Photo chemicals and photographic products



➔ Developers, fixers, separators, bleaching baths, etc.

Prevention and reduction of waste - our tips

- Use photo chemicals only in low quantities.
- Today digital photography offers many possibilities without the use of photo chemicals.

Safety - our tips

- Do not discard photo chemical solutions into the sewers.
- Collect the various photo chemicals separately in order to avoid uncontrolled reactions.
- Comply with the warning indications on the label.

Solvents



➔ Paint removers, acetone, alcohols, methylated spirits, ether, stain removers, cold cleaners, ethylene chloride,

nail polish remover, nitro solvents, test petrol, terpentine substitute, thinner, toluol, wash fuel, White Spirit, xylol

➔ Chlorated carbon dioxide (CKW), chloro-

form, PER, TRI, TETRA, etc.

Prevention and reduction of waste - our tips

- If possible, preferably use products with a low solvent level or water solvents (check for acknowledged environment signs)!
- When purchasing, pay attention to recognized eco-labels.
- Gall soap is a very good stain remover.

Information about the resources potential under www.resources-potential.com

Safety - our tips

- Solvents should absolutely not be put into the sewers.
- Only use solvents or products containing solvents in well-ventilated rooms. Pay attention to the warnings and safety instructions on the label.
- If working with solvents, make sure there is no fire source in the surrounding area (danger of explosion) !

Used oils, greases, fuel and emulsions



➔ All naturally or synthetically produced mineral oils: engine oil, gear oil, hydraulic oil, lubrication oil and lubrication greases

➔ Contaminated fuel (for example: petrol diesel mixtures)

➔ Emulsion of oil with water

➔ Oil radiators and thermal oils, condensers with PCB

Prevention and reduction of waste - our tips

- Do not mix used oil with other substances. Put used oils back into the original packaging as much as possible before bringing it to a collection site.
- Use recycling oil for filling up purposes. Recycling oils have the same quality as new products and allow you to save natural raw material.
- Old oil radiators and condensers can contain the highly toxic PCB. Please bring these products to the **SuperDrecksKëscht®**.

Information about the resources potential under www.resources-potential.com

Safety - our tips

- Be careful and prevent used oils from getting into the soil or the water while handling such products.
- Ask a garage carrying the label **SuperDrecksKëscht® fir Betriber** to carry out oil changes and other maintenance works on your car and appliances.

Further information as well as links and documents can be found on the Internet - SuperDrecksKëscht® product dictionary ! produktlexikon.sdk.lu



Our collection systems - the right offer for everyone

Mobile collections

Mobile collections take place up to 4 times a year in every commune – either with the mobile collection container on central places or as a door-to-door collection service. In the last case, collection vehicles come to your house to directly collect dangerous waste.

The collection dates are printed in our information flyer, which is distributed by mail to all households. Collection dates are also available on the Internet under www.sdk.lu.



Recycling sites and services offered by the municipalities

Most of the recycling sites have stationary collection sites of the **SuperDrecksKëscht® fir Bierger** (cf map on the next page). You can deposit valuable and problematic products at the same time. Your commune and of course the **SuperDrecksKëscht®**, will provide information about which recycling center is in charge for your commune. You can reach us by phone under the number **488 216 -1** or find us on the Internet under www.sdk.lu.

Different municipalities in the east (syndicat SIGRE) offer their citizens a mobile recycling center on the site of the Technical Service (cf map).

For electrical and electronic old devices, please also see the website www.e-collect.lu.

Shops, pharmacies and public institutions

In various public institutions, such as schools or offices, you find collection containers of **Ecotrel asbl** and **Ecobatterien asbl** in cooperation with the action partner, the **SuperDrecksKëscht®**, for instance for dry batteries or lamps. Also with shops, pharmacies and the horesca (horticultural) sector exists a close collaboration. Pharmacies will collect medications and syringes, bars and restaurants will take used lighters, supermarkets will collect dry batteries, lamps, mobile phones and toner cartridges.



Collection service

For larger quantities of products for instance when moving or cleaning houses, you can ask for the intervention of our collection service either by e-mail or phone.

We come to your place and provide advice on how to separate valuable substances from dangerous substances as well as where you can bring them for recycling.

In case of very specific products ?

The **SuperDrecksKëscht®** does not accept the following categories:

- Ammunition / explosives (please contact the ammunition clearing commando of the army, Tel. 26 33 22 27)
- Infectious waste (they are dealt with by the various specialized companies - Information under www.emwelt.lu)
- Radioactive waste (please contact the Ministère de la Santé / Division de Radioprotection, Tel. 478 56 70)

Of course the **SuperDrecksKëscht®** is available to provide advice also in these matters.



Recycling sites and mobile recycling center with SuperDrecksKëscht® collection



Mobile recycling center

- Echternach (2x per month)
- Mertert
- Mondorf-les-Bains (2x per month)
- Rosport / Mompach (2x per month)
- Wormeldange

Recycling center with stationary SuperDrecksKëscht® collection

- | | | | |
|--|---|---|--|
| 1 Bech-Kleinmacher, Recyclingcenter „Am Haff“, Tél. 26 66 2-12 | 6 Fridhaff (SIDEK), Décharge Fridhaff, Erpeldange, Tél. 80 81 63 | 10 Luxembourg, Rue du Stade, Tél: 25 28 65 | 14 Pétange, Rue de l'Industrie, Tél. 26 50 05 44 |
| 2 Bascharage (Eco-Center), Zone d'activité Robert Steichen | 7 Itzig (Oeko-Center Hesperange), 1, Rue Nachtbann, Tél. 26 36 67-2 | 11 Lentzweiler (SIDEK), Zone Industrielle, Tél. 26 91 40 09 | 15 Redange/Attert, Rue de Niederpallen, Tél. 26 62 09 13 |
| 3 Bettembourg (STEP), Route de Dudelange, Tél. 52 28 34 | 8 Junglinster, Beim Rossbour, Tél. 26 78 32-1 | 12 Mersch (SIDEK), Mierscherberg, Tél. 32 01 92 | 16 Schifflange (SIVEC), Station d'Épuration, Tél. 54 98 98 |
| 4 Buchholz-Muertendall (SIGRE), Tél. 770599-1 | 9 Kehlen (SICA), Zone Industrielle Kehlen, Tél. 30 78 38 30 | 13 Munsbach, Um Landtrausch, Tél. 34 72 8 | 17 Tetange (STEP), Rue de la Fontaine, Tél. 56 03 65 |
| 5 Differdange, Z.I. Gadderscheier, Tél. 592399 | | | 18 Wiltz (SIDEK), Rue Charles Lambert, Tél. 26 95 00 24 |



www.sdk.lu

SuperDrecksKëscht®
Zone Industrielle Piret
L-7737 Colmar-Berg
Tel.: 48 82 16-1 . Fax: 48 82 16-255
info@sdk.lu

SDK RESSOURCEN
INNOVATIOUN
NOHALTEGKEET
CIRCULAR ECONOMY
SuperDrecksKëscht®



SDK - climate protection in practice



LE GOUVERNEMENT
DU GRAND-DUCHÉ DE LUXEMBOURG
Ministère de l'Environnement, du Climat
et de la Biodiversité
Administration de l'environnement



**CHAMBRE
DES MÉTIERS**
LUXEMBOURG



**CHAMBER
OF COMMERCE**
LUXEMBOURG
Chambre de Commerce
7, rue Alcide de Gasperi
L-2981 Luxembourg
Tel.: 42 39 39-1 . Fax: 43 83 26

Administration de l'environnement
1, avenue du Rock'n Roll
L-4361 Esch-sur-Alzette
Tel: 40 56 56-1 . Fax: 49 62 56

Chambre des Métiers
2, circuit de la Foire internationale
L-1347 Luxembourg
Tel.: 42 67 67-1 . Fax: 42 67 87