



Guidelines

for residential buildings

Table of Contents

1.	Preface	3
2.	Legal regulations and associated benefits	4
3.	Basic Information	5
4.	Waste room in the residential building	6
5.	Disposal options provided by the municipality	7
6.	Disposal options from an external company	14
7.	Services of SDK	15
8.	Collection	17
9.	Smart Waste container	18
10.	Training	19
11.	SDK License for property management companies	20
12.	SDK label for residential buildings	21

1. Preface

The SuperDrecksKëscht® (SDK) initiative is a brand developed as part of the waste management responsibilities of the state of Luxembourg. Resources - Innovation - Sustainability - Circular Economy – these four values define the activities of SDK.

The SDK therefore launched the “Ecological Waste Management in Residential Buildings” project back in 2013 and has since been providing sustainability consulting aimed at minimizing the amount of residual waste and maximizing climate and resource conservation through separate collection and waste prevention.

Over the years, this has evolved into an independent service that also includes the support of property management companies, up to the independent implementation of legally compliant waste management in residential buildings.

The following video illustrates SDK’s strategy:

➤ <https://youtu.be/ap31usMJr2M>



This document provides a step-by-step guide on how property managers or private individuals can independently manage their residential buildings in a legally compliant, sustainable, and resource-efficient manner.

SDK is always available if you have any questions or need assistance during implementation.



2. Legal regulations and associated benefits

The modified Waste Law of March 21, 2012 mandates that residential buildings with at least four housing units must have the necessary infrastructure to separately collect the following waste:

- Residual waste
- Cardboard / Paper
- Glass
- Organic waste
- Packaging (www.valorlux.lu)
- Problematic waste (www.sdk.lu)
- Electronic waste (www.ecotrel.lu)
- Batteries and accumulators (www.ecobatterien.lu)



Residences that have a **shared collection container** for **residual waste** must allocate and charge waste fees to the producer based on the polluter-pays principle.

The full Waste Law can be found at:

➤ <https://legilux.public.lu/eli/etat/leg/loi/2022/06/09/a267/jo>

The two relevant sections for residential buildings can be accessed here:

➤ <https://sdk.lu/en/law/>

These regulations help reduce residual waste and maximize resource conservation. Ideally, this leads to lower costs for residents while ensuring that valuable materials are returned to the circular economy.

3. Basic Information

To advise residential buildings on sustainability, resource conservation, and waste reduction, property management should have certain key information about the residence.



Important Information:

- **In which municipality and waste syndicate is the residential building located?**
 - Waste syndicates/municipalities have different collection schedules and container sizes.
 - Attention: Local municipal regulations must be observed!

- **Has the municipality established special regulations for the residential buildings?**
 - For example, municipalities sometimes define waste management concepts during the building. This is important for future property management to inquire about.

- **How many apartments are in the building?**
 - This determines the amount of waste generated.

- **Are there commercial spaces in the building?**
 - Do they use the same waste room? If so, is the waste collection separated from the one of the residents in dedicated containers? If not, it may be advisable to consider this.

- **Which types of waste/products are already collected in the residential building, and which are missing?**
 - For example: residual waste, paper, glass...

- **Are the waste containers the correct/required size and volume?**
 - You can calculate this using our online simulator: (<https://sdk.lu/en/simulator/>) Note: The simulator's figures are for **guidance** and are based on a national study that is continuously updated.

- **Has SDK already provided an initial consultation in the past / has the property management company already been trained?**

- **Which companies are already operating in the residential building and could take on additional tasks?**
 - For example, disposing of the SDK shelf or placing the waste bins outside.

4. Waste room in the residential building

To enable legally compliant waste collection, a room / space should be available for the collection containers.


→ Yes, there is a waste room

- On which floor is the waste room located?
- What is the width of the waste room door? (Important: ensure it accommodates container sizes)
- Is waste collected jointly (shared) or individually?
- Who is responsible for placing the containers outside for collection?
- Is there a freight elevator (monte charge)?
- What is the slope of the driveway? (Important due to container weight)
- Is the waste room adequately ventilated?
- Are all safety standards met (fire door, fire extinguisher, etc.)?



Note: Switching from individual to shared collection can save space and improve container utilization.

→ No, there is no waste room



If a waste room needs to be built, consider the following:

- Municipal regulations
- Designated space (Commodo parking regulations)?
- Ventilation
- Fire protection door
- Door width (Ensure it fits waste containers)

Possible solutions:

- Convert a parking space (conditional option)
- Build a small covered area
- Modify an existing room
- Utilize unused spaces (e.g., basement storage room)

To cover potential renovation costs, the legally required "Fonds de travaux" can be used.
(Source: *Ministère du Logement*)

5. Disposal options provided by the municipality

The 100 municipalities in Luxembourg provide all necessary containers for collecting the legally required waste fractions.

Note: Primarily, waste disposal must be handled through the municipality. If the municipality's disposal options are not suitable for the residential building, approval must be obtained from the municipality before switching to a private waste disposal service.

In the SIDEC region, working directly with a private waste disposal company is permitted.

Once you have used our online simulator (page 5) to find out how much waste is generated in your residence, you can use the following container sizes to see which bins are suitable for your residence.

Note: Municipalities and private waste disposal companies (see Chapter 6) offer different types of containers (e.g., varying colors, sizes, with 2 or 4 wheels).

You can then order the appropriate containers from your municipality.

Name	Breite (mm)	Tiefe (mm)	Höhe (mm)	Fläche (m ²)	Volumen (l)
GMT 40	500	350	520	0,18	
GMT 60	445	516	920	0,23	
GMT 80	445	516	920	0,23	
GMT 120	500	550	933	0,28	
GMT 240	582	728	1075	0,42	
GMT 360	640	815	1095	0,52	
MGB 660	1370	775	1230	1,06	
MGB 770	1370	775	1365	1,06	
MGB 1100	1370	1060	1460	1,45	
MGB 1100 FD	1370	1075	1330	1,47	
Sack 120	210			0,14	
Sack 400	585	630		0,37	
Sack 1000	700	730		0,51	
SDK-Regal	1040	600	1750	0,62	531,00
Abfallschleuse	1600	1340	1600	2,14	
Abfallschleuse	1575	1400	1750	2,21	
Abfallschleuse	900	1000		0,9	
Textilcontainer	1150	1150	1500	1,32	
Rollbox, groß	1200	800	1870	0,96	1'795,20
Rollbox, klein	720	810	1350	0,58	787,32

Examples:



GMT 60I



GMT 120I



GMT 240I



MGB 660I



MGB 1100I

The following containers are not available from the municipality
but from private waste disposal companies:





















Little Rollbox










































Bag 1000I





















You can use the table to find all the information you need for the 100 municipalities:






















Information table for interactive map

Municipality	Link
 Beaufort	https://beaufort.lu/demarches/gestion-des-dechets/
 Bech	https://bech.lu/environnement-mobilite/dechets-2/
 Beckerich	https://beckerich.lu/environnement/gestion-des-dechets/
 Berdorf	https://www.berdorf.lu/service-citoyens/dechets-recycling-calendrier-dechets
 Bertrange	https://www.bertrange.lu/mobilite-environnement/dechets-et-recyclage/poubelles
 Bettembourg	https://bettembourg.lu/dechet/
 Betzdorf	https://betzdorf.lu/citoyens/dechets/
 Bissen	https://bissen.lu/dechets/
 Biwer	https://biwer.lu/citoyens/environnement/collecte-des-dechets-2/
 Boulaide	https://boulaide.lu/vivre-dans-la-commune/environnement-et-dechets/poubelles/
 Bourscheid	https://bourscheid.lu/informations-pratiques/dechets/
 Bous	https://bous.lu/vie-citoyenne/environnement/
 Bous - Waldbredimus	https://bouswaldbredimus.lu/services-aux-citoyens/gestion-des-dechets/calendrier-de-collecte-des-dechets/
 Clervaux	https://www.clervaux.lu/fr/poubelles.html
 Colmar-Berg	https://colmar-berg.lu/vivre-dans-la-commune/service-aux-citoyens/calendrier-des-dechets/
 Consdorf	https://consdorf.lu/guichet-citoyen-2/environnement/gestion-des-dechets/
 Contern	https://contern.lu/mobilite-et-environnement/environnement/dechets-recyclage-poubelles/
 Dalheim	https://dalheim.lu/vivre-dans-la-commune/calendrier-dechets/

	Diekirch	https://diekirch.lu/fr/commune-de-diekirch/trouver-un-service/logement-propriete/gestion-des-dechets
	Differdange	https://differdange.lu/differdange-et-vous/environnement/waste-management/
	Dippach	https://www.dippach.lu/dechets/#:~:text=r%C3%A9siduels%20diminuera%20consid%C3%A9rablement.-,Enl%C3%A8vement%20des%20d%C3%A9chets%20encombrants,enl%C3%A8vement%20indiqu%C3%A9e%2C%20maximum%203%20m3.
	Dudelange	https://www.dudelange.lu/index.php/dechets/
	Echternach	https://echternach.lu/citoyens/services-aux-citoyens/dechets/
	Ell	https://www.ell.lu/commune/dechets
	Erpeldange	https://erpeldange.lu/demarches-administratives/gestion-des-dechets
	Esch-sur-Alzette	https://administration.esch.lu/dechets/
	Esch-sur-Sûre	https://esch-sur-sure.lu/liens-et-services/gestion-des-dechets/
	Ettelbruck	https://ettelbruck.lu/citoyen/services-au-citoyen/dechets/collecte-des-dechets/
	Feulen	https://feulen.lu/gestion-des-dechets/
	Fischbach	https://acfischbach.lu/residents/environnement/collectes-de-dechets-calendrier/
	Flaxweiler	https://flaxweiler.lu/citoyens/dechets/
	Frisange	https://frisange.lu/vivre-a-frisange/environnement/collecte-des-dechets/
	Garnich	https://garnich.lu/collecte-dechets/
	Goesdorf	https://goesdorf.lu/wp-content/uploads/2022/11/GOESDORF_Offallkalenner_2023_BD2.pdf
	Grevenmacher	https://grevenmacher.lu/de/buergerdienste/abfall/
	Grosbous-Wal	https://g-w.lu/wp-content/uploads/2023/10/tarifs-poubelles.pdf
	Heffingen	https://heffingen.lu/vivre-dans-la-commune/dechets/
	Helperknapp	https://helperknapp.lu/ma-commune-se-presente/environnement/collecte-de-dechets/

	Hesperange	https://www.hesperange.lu/fr/guide-du-citoyen/ecologie/dechets
	Hobscheid	https://www.habscht.lu/vie-communale/environnement-et-mobilite/calendrier-dechets
	Junglinster	https://www.junglinster.lu/environnement/dechets-et-recyclage
	Käerjeng	https://www.kaerjeng.lu/dechets-eco-center/
	Kayl	https://www.kayl.lu/enlevement-des-dechets/
	Kehlen	https://www.kehlen.lu/guichet-citoyen/demarches-services/dechets-et-poubelles
	Kiischpelt	https://kiischpelt.lu/vivre-dans-la-commune/gestion-des-dechets/
	Koerich	https://www.koerich.lu/mobilite-environnement/gestion-des-dechets
	Koptal	https://www.kopstal.lu/guichet-citoyen/vie-quotidienne/dechets/
	Lac Haute-Sûre	https://lac-haute-sure.lu/vivre-dans-la-commune/environnement/gestion-des-dechets/
	Larochette	https://larochette.lu/vivre-dans-la-commune/dechets/
	Lenningen	https://lenningen.lu/guichet-citoyens/environnement/dechets/
	Leudelange	https://www.leudelange.lu/fr/commune-de-leudelange/informations-pratiques/logement-propriete/gestion-des-dechets
	Lintgen	https://lintgen.lu/environnement-mobilite-urbanisme/environnement/dechets/
	Lorentzweiler	https://www.lorentzweiler.lu/calendrier-des-dechets.html
	Luxembourg	https://www.vdl.lu/de/leben/ihr-zuhause-im-alltag/abfall-sammeln-und-trennen
	Mamer	https://mamer.lu/environnement-mobilite/environnement/tri-des-dechets/
	Manternach	https://manternach.lu/environnement-et-mobilite/dechets/
	Mersch	https://www.mersch.lu/mobilite-environnement/recycling-dechets
	Mertzig	https://www.mertzig.lu/3d-flip-book/calendrier-des-dechets-et-des-manifestations/
	Rosport-Mompach	https://rosportmompach.lu/dechets/

	Mertert	https://mertert.lu/environnement/dechets/
	Mondercange	https://www.mondercange.lu/urbanisme-et-developpement-durable/environnement/gestion-des-dechets
	Mondorf-les-Bains	https://www.mondorf-les-bains.lu/vie-quotidienne/environnement/gestion-des-dechets/
	Niederanven	https://www.niederanven.lu/fr/environnement-niederanven/gestion-des-dechets
	Nommern	https://nommern.lu/mobilite-environnement/environnement/dechets/
	Parc Hosingen	https://hosingen.lu/citoyens/guichet/collecte-des-dechets/
	Pétange	https://petange.lu/residents/environnement/collectes-de-dechets-calendrier/
	Preizerdaul	https://preizerdaul.lu/environnement-mobilite/environnement/
	Putscheid	https://putscheid.lu/citoyens/ecologie/poubelles/#:~:text=La%20collecte%20des%20d%C3%A9chets%20encombrants,l'ex%C3%A9cution%20de%20votre%20demande.
	Rambrouch	https://rambrouch.lu/vivre-dans-la-commune/dechets-et-environnement/dechets/
	Reckange-sur-Mess	https://reckange.lu/environnement/dechets/
	Redange-Attert	https://www.redange.lu/administration/dechets/calendrier-des-dechets/?no_cache=1
	Reisdorf	https://reisdorf.lu/residents/environnement/
	Remich	https://bierger.remich.lu/ville-de-remich/umwelt/francais-gestion-des-dechets/abfallsammlungen/
	Roeser	https://www.roeser.lu/?com=99I213
	Rumelange	https://rumelange.lu/services/services-communaux/service-ecologique/
	Saeul	https://saeul.lu/environnement/dechets/
	Sandweiler	https://sandweiler.lu/fr/mobilite-et-environnement/recyclage-et-dechets
	Sanem	https://www.suessem.lu/wp-content/uploads/2022/12/Emweltkalendar24_ISSUU.pdf
	Schengen	https://www.schengen.lu/collecte-des-dechets/?lang=de

	Schieren	https://www.schieren.lu/informations-pratiques/environnement-et-dechets/main-offall/
	Schifflange	https://schifflange.lu/commune/developpement-durable/infos-dechets/
	Schuttrange	https://www.schuttrange.lu/developpement-durable/recyclage-et-dechets
	Stadtbredimus	https://www.stadtbredimus.lu/environnement/gestion-dechets
	Steinfort	https://www.steinfort.lu/citoyens/vos-demarches-a-l/dechets
	Steinsel	https://www.steinsel.lu/environnement-mobilite/dechets-recyclage/
	Strassen	https://www.strassen.lu/environnement-mobilite/dechets-et-recyclage/poubelles
	Tandel	https://tandel.lu/la-commune-se-presente/service-technique/collecte-des-dechets/
	Troisvierges	https://www.troisvierges.lu/leben/
	Useldange	https://useldeng.lu/citoyens/gestion-des-dechets/
	Vallée de l'Ernz	https://aerenzdall.lu/sujets/elimination-des-dechets
	Vianden	https://vianden.lu/downloads/
	Vichten	https://vichten.lu/?s=poubelle&posttype_search=post%2Cpage%2Cattachment%2Cwpbdp_listing%2Cmec-events%2Cdocument
	Waldbillig	https://waldbillig.lu/media-categories/dechets/
	Walferdange	https://walfer.lu/services/dechets-et-recyclage/#centre-de-recyclage
	Weiler-la-Tour	https://weiler-la-tour.lu/la-commune/environnement/gestion-des-dechets/
	Weiswampach	https://www.weiswampach.lu/accueil/guichet-citoyen/demarches-techniques/gestion-des-dechets/
	Wiltz	https://www.wiltz.lu/fr/guichet-citoyen/demarches-services-2/poubelles-et-dechets
	Wintrange	https://wintrange.lu/vivre-dans-la-commune/guichet/collecte-des-dechets/
	Winseler	https://winseler.lu/environnement/dechets/poubelles-et-consignes-detri/
	Wormeldange	https://wormeldange.lu/mobilite/collecte-de-dechets-calendrier/

6. Disposal options from an external company

Private companies (waste disposal companies, cleaning companies, etc.) and CIGL can provide practical and convenient services by taking over tasks in the residential building.

Examples of services:

- Placing waste containers outside for collection and returning them afterwards
- Waste disposal (e.g., Lamesch, Osch et Fils, Polygone, etc.)
- Cleaning of waste containers (e.g., Ady's Hygiène)
- Cleaning of the waste room
- Clearing out waste rooms (e.g., Luxdébarras)
- And many more

In some cases, the container sizes or waste collection schedules provided by the municipality may not be suitable for the residence's needs.

In such cases, the residential building can, after consulting with the municipality, hire a private waste disposal company.

Additionally, private companies or the property management service can be engaged for specific waste fractions such as Valorlux recyclables, hazardous waste, Styrofoam, etc.

Note: Ensure that the company has the required transport permits or official registration.

This also applies if the technical service of the property management company takes over these tasks.

➤ https://environnement.public.lu/fr/emweltprozeduren/Autorisations/Gestion_des_dechets_et_resources/Transferts_de_dechets/Autorisations_en_matiere_de_transferts_de_dechets/Recherche_par_le_nom_de_societe.html

If the technical service of the property management company takes on this responsibility, proper training (see page 17) is required.

You can find qualified SDK partners under the following link:

➤ <https://sdk.lu/en/qualified-service-providers/>

SDK also offers the following disposal options:

- **Free Collection Service through the house-to-house collection, which takes place four times per year in municipalities.**

➤ <https://sdk.lu/en/home/sdk-at-home/mobile-collection/>

- ➔ In this case, SDK-approved waste products must be placed in the designated containers outside before 7:00 AM on the collection day.

- **Paid Disposal Service (labor costs) for SDK-approved waste products.**

- ➔ In this case, access to the waste room must be provided (via a key box, designated contact person, etc.).

Under the following link you will find all products that are accepted in the SDK collection:

➤ <https://sdk.lu/wp-content/uploads/2022/08/Produktuebersicht-Bierger-2022-EN.pdf>



8. Collection

Waste collection can be organized either individually by each resident or jointly with all residents of the residential building.

Both systems have advantages and disadvantages.

Advantages of individual waste containers:

- Residents can choose container sizes that best suit their needs
- Each resident only pays for the waste they produce, making them more aware that the more waste they generate, the more they pay

Disadvantages of individual waste containers:

- Residents must remember to place their own bins outside on collection days
- In residential buildings with 8-10+ units, the waste room is often too small to store all individual bins
- It may happen that the containers are used by other residents
- Bins might be stored in parking spaces, basements, private storage areas, or other unsuitable locations

Advantages of shared waste containers:

- Space-saving, especially in large residential buildings
- Convenient, as a company usually handles placing the bins outside
- Often enough space to organize additional collections for hazardous waste and Valorlux
- **Optimized container utilization, reducing the number of collections needed**

Disadvantages of shared waste containers:

- Fair cost distribution can be challenging—waste must be allocated to the producer, which is only legally possible in certain cases (e.g., with a resource gateway system)
- Anonymity in improper disposal—if waste is incorrectly sorted (e.g., glass in residual waste), it is harder to trace the responsible resident

Note: Some municipalities require shared waste collection (in containers) once a residence reaches a certain number of units. Check with your municipality for specific regulations.



Vs



9. Smart Waste container

Residential buildings with a shared collection container for mixed municipal waste (residual waste) must allocate and charge waste fees based on the polluter-pays principle.

The Smart Waste container is a possible system for managing residual waste disposal in residential buildings. It records how often a resident uses the system and, upon request, can also measure the weight of each disposal.

Advantages of the Smart Waste container:

- Significantly less residual waste, helping to preserve resources and protect the climate
- Lower waste fees for residents
- Easy and secure operation
- Billing according to the polluter-pays principle (*pollueur payeur*)
- Individual billing
- Secure data transmission
- Suitable for both indoor and outdoor use

A Smart Waste container should always be used in combination with a collection station and proper waste separation. Otherwise, the intended waste reduction effect will not be achieved.

Under the following link you will find a video that explains the function and purpose of a Smart Waste container:

➤ <https://www.youtube.com/watch?v=peak3Bugz0o>

Find current providers of the Smart Waste container in Luxembourg on our website.

➤ <https://sdk.lu/en/resource-gateway/>



10. Training

To ensure the best possible implementation of the SDK concept, SDK has developed specialized training programs.

In collaboration with the *Académie de l'Immobilier* and *House of Training*, SDK has established the course „**Gestion et prévention des déchets en immeuble résidentiel**“ (Waste management and prevention in residential buildings).

This course aims to educate professionals in the real estate sector on efficient and sustainable waste disposal in residential buildings, in compliance with legal regulations. It is part of the *SDK Residenzen* program (Note: This training is a mandatory requirement to obtain the SDK license (see Section 11, Page 18).

All information regarding this training can be found at:

➤ <https://academie-immo.lu/de/courses/gestion-et-prevention-des-dechets-en-immeuble-residentiel/>

SDK also offers an annual training session titled „**Expert pour produits SDK**“ (Expert for SDK products).

This training is aimed at team leaders and/or those responsible in technical departments and at service providers. The aim is to provide in-depth knowledge about the correct handling of problematic and hazardous products.

If you have any questions regarding the training courses, you are welcome to contact our training department by telephone on 488 216 400 or by e-mail akademie@sdk.lu to our training department.

Disposal companies that are trained and have all the necessary transport licences can be found here:

➤ <https://sdk.lu/en/qualified-service-providers/>

11. SDK License for property management companies

As part of the "SDK-Residenzen" program, we have introduced a first-of-its-kind certification: „Lizenziert bei SDK Residenzen“ (Licensed by SDK-Residenzen). This voluntary certification is awarded to property management companies that actively participate in the *SDK-Residenzen* program and manage residences in accordance with the SDK concept.

The SDK license highlights a commitment to safe and sustainable waste and resource management in the residences under management. As a licensed property management company, you receive support from SuperDrecksKëscht® :

- Independent adaptation and implementation of waste management concepts according to SDK guidelines.
- Ability to apply this expertise across all contracted buildings.
- Increased efficiency of the technical service team.
- Opportunity to generate additional revenue by offering new waste management services.
- Demonstrated commitment to sustainable and responsible waste disposal.
- (Access to exclusive resources: additional informational materials, customer portal, events, and more.)

Under the following link you will find the current list of licensed property management companies:

➤ <https://sdk.lu/en/licensed-property-management-companies/>



12. SDK label for residences

On the initiative of the residents, the *Conseil syndical* or the property management, a residence can receive the SDK label.

The SDK label is an officially recognized quality mark for environmentally responsible waste management and waste prevention in businesses and institutions. It is awarded by the Environmental Administration, the Chamber of Skilled Trades (Chambre des Métiers), and the Chamber of Commerce. Only residences and businesses that fully implement the SDK waste management concept in daily practice receive the label certification and are officially 'Label prämiert' (label-awarded).

This is checked annually. After 5 years, the residence receives a diploma and the label examinations then only take place every two years.

The label is an ISO 14024-certified quality mark for environmentally friendly waste management.

A label certification confirms:

- Simple and efficient waste collection
- Safe and clean waste rooms
- Cost savings
- Legally compliant waste collection and disposal
- Climate-friendly

You can find all the residences that have already been awarded the SDK label on our website:

➤ <https://sdk.lu/en/residences-with-the-sdk-label/>



Contact:

SuperDrecksKëscht

Zone Industrielle Piret

L-7737 Colmar-Berg

Tel: (+352) 488 216-1

E-Mail: residenzen@sdk.lu



Or visit us at:

Residenzen-sdk.lu



SDK RESIDENZEN
SuperDrecksKëscht®

